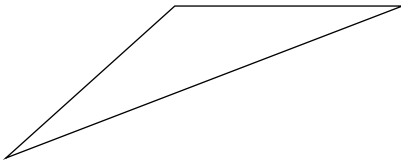


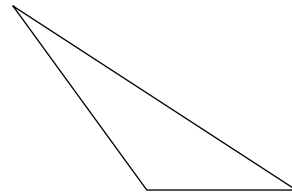
# Classifying Triangles

**Classify each triangle by each angles and sides. Base your decision on the actual lengths of the sides and the measures of the angles.**

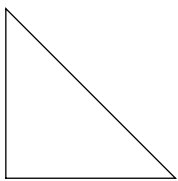
1)



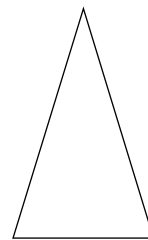
2)



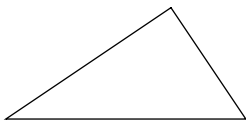
3)



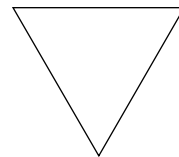
4)



5)

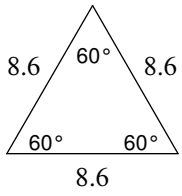


6)

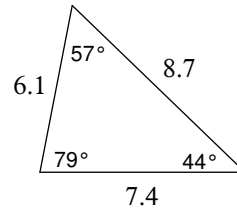


Classify each triangle by each angles and sides.

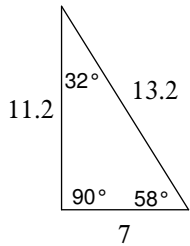
7)



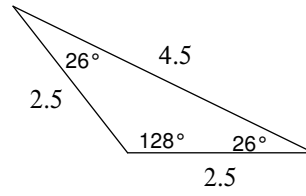
8)



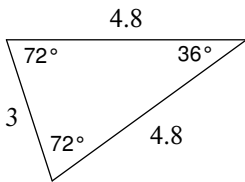
9)



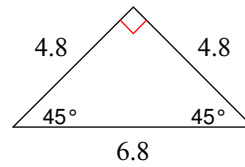
10)



11)

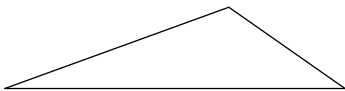


12)

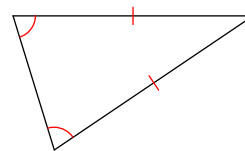


Classify each triangle by each angles and sides. Equal sides and equal angles, if any, are indicated in each diagram.

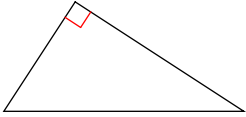
13)



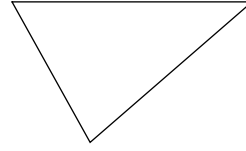
14)



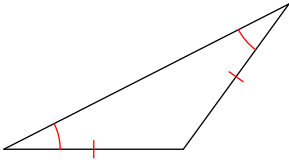
15)



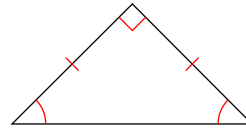
16)



17)



18)



**Sketch an example of the type of triangle described. Mark the triangle to indicate what information is known. If no triangle can be drawn, write "not possible."**

19) acute isosceles

20) right scalene

21) right isosceles

22) right equilateral

23) acute scalene

24) obtuse scalene

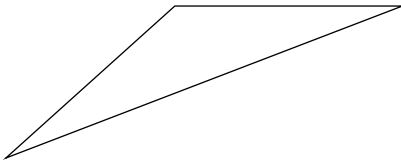
25) right obtuse

26) equilateral

# Classifying Triangles

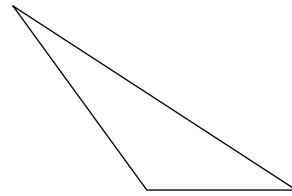
**Classify each triangle by each angles and sides. Base your decision on the actual lengths of the sides and the measures of the angles.**

1)



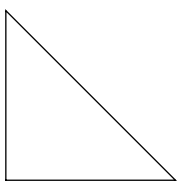
obtuse isosceles

2)



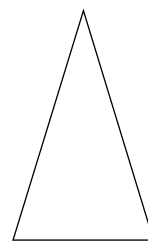
obtuse scalene

3)



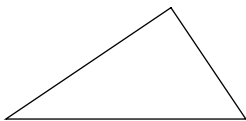
right isosceles

4)



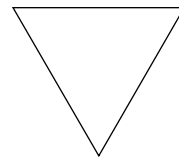
acute isosceles

5)



right scalene

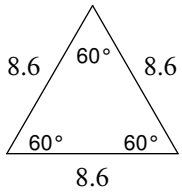
6)



equilateral

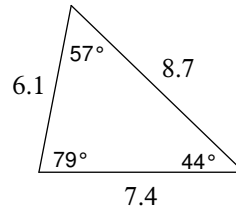
Classify each triangle by each angles and sides.

7)



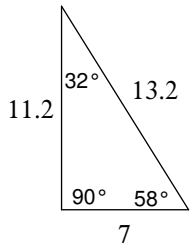
equilateral

8)



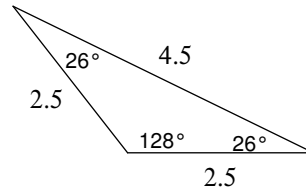
acute scalene

9)



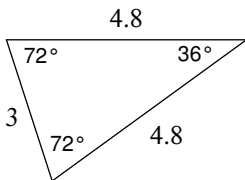
right scalene

10)



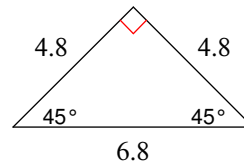
obtuse isosceles

11)



acute isosceles

12)



right isosceles

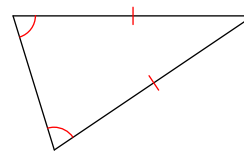
Classify each triangle by each angles and sides. Equal sides and equal angles, if any, are indicated in each diagram.

13)

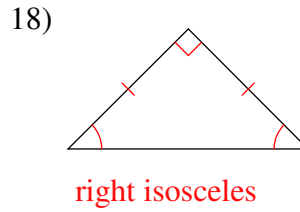
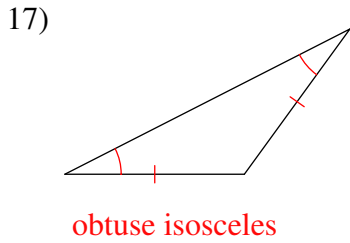
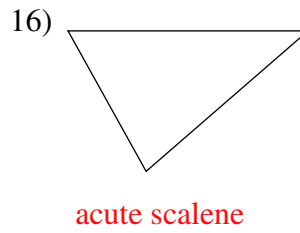
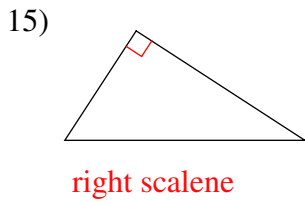


obtuse scalene

14)

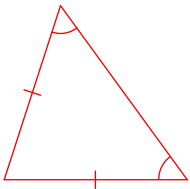


acute isosceles

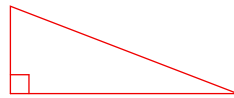


**Sketch an example of the type of triangle described. Mark the triangle to indicate what information is known. If no triangle can be drawn, write "not possible."**

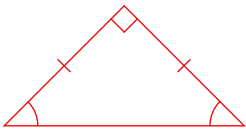
19) acute isosceles



20) right scalene




21) right isosceles



22) right equilateral

Not possible

23) acute scalene



24) obtuse scalene



25) right obtuse

Not possible

26) equilateral

