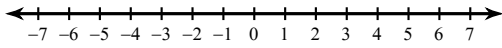


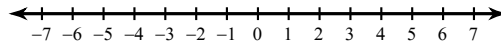
## Graphing Inequalities

Draw a graph for each inequality.

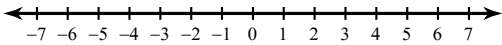
1)  $n \leq -5$



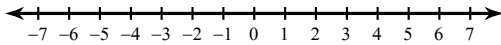
2)  $n \leq 5$



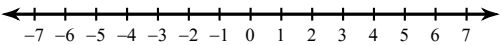
3)  $x < 1$



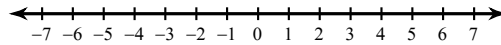
4)  $r > 2$



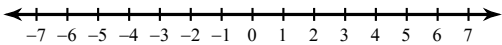
5)  $n > 5$



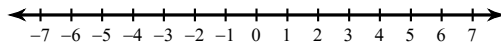
6)  $r \leq -2$



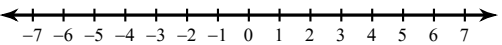
7)  $k \leq -2$



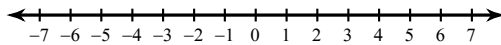
8)  $m < -5$



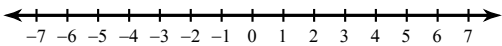
9)  $x \geq 2$



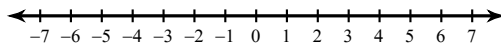
10)  $-5 \geq v$



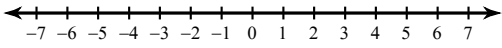
11)  $-2 \geq v$



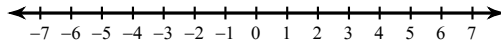
12)  $x < 5$



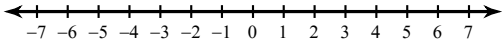
13)  $-x \geq 2$



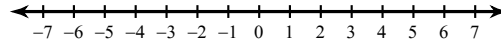
14)  $5 \geq -a$



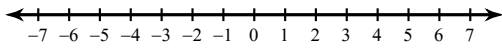
15)  $x \leq 2$



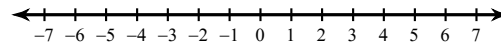
16)  $x \leq 5$



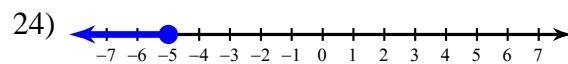
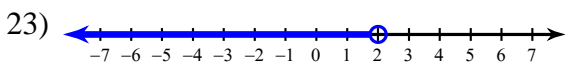
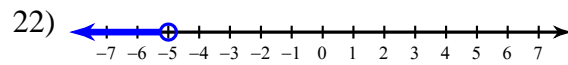
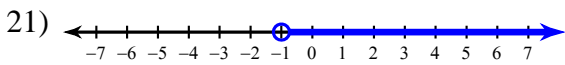
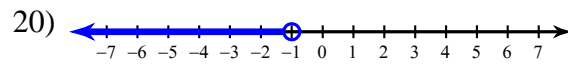
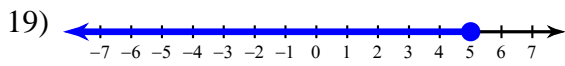
17)  $-5 > b$



18)  $-2 > b$



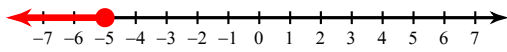
**Write an inequality for each graph.**



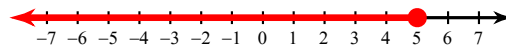
## Graphing Inequalities

Draw a graph for each inequality.


1)  $n \leq -5$



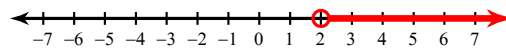
2)  $n \leq 5$



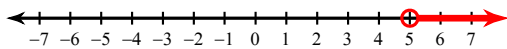
3)  $x < 1$



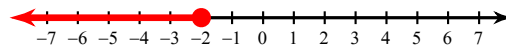
4)  $r > 2$



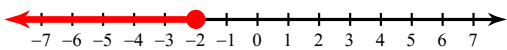
5)  $n > 5$



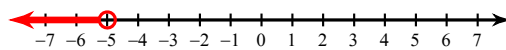
6)  $r \leq -2$



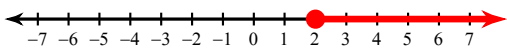
7)  $k \leq -2$



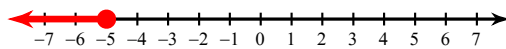
8)  $m < -5$



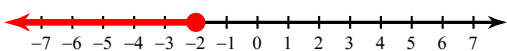
9)  $x \geq 2$




10)  $-5 \geq v$



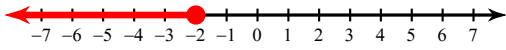
11)  $-2 \geq v$



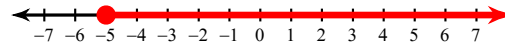
12)  $x < 5$



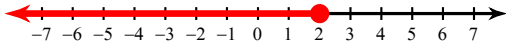
13)  $-x \geq 2$



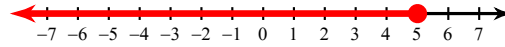
14)  $5 \geq -a$



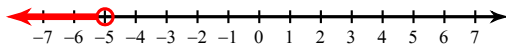
15)  $x \leq 2$



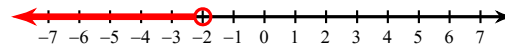
16)  $x \leq 5$



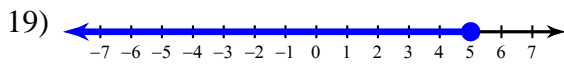
17)  $-5 > b$



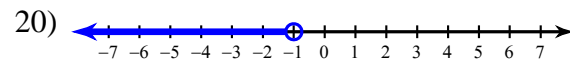
18)  $-2 > b$



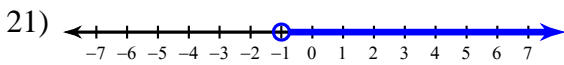
**Write an inequality for each graph.**



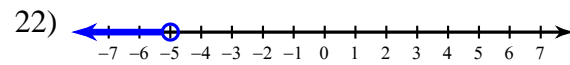
$n \leq 5$



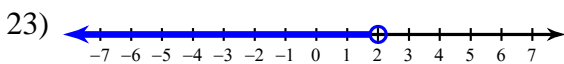
$p < -1$



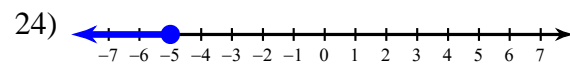
$r > -1$



$a < -5$



$p < 2$



$n \leq -5$