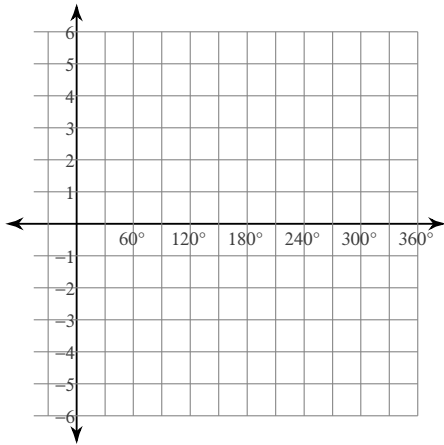


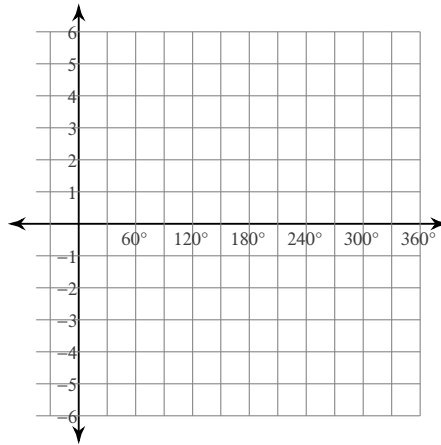
Graphing Trig Functions

Using degrees, find the amplitude and period of each function. Then graph.

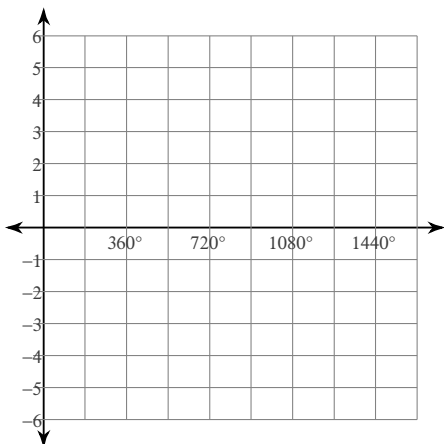
1) $y = \sin 3\theta$



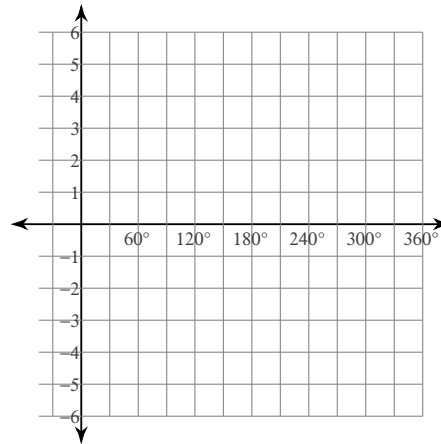
2) $y = 4\cos 3\theta$



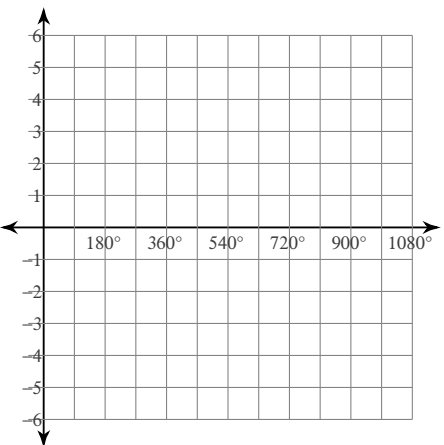
3) $y = 2\sin \frac{\theta}{3}$



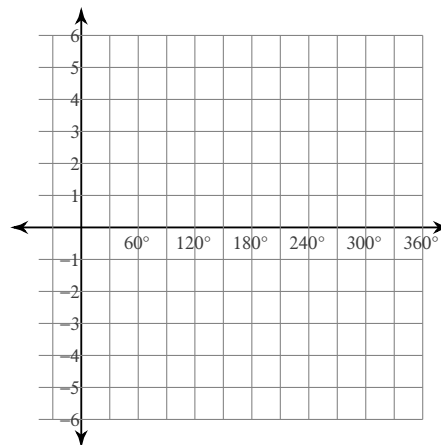
4) $y = \tan 2\theta$



5) $y = 3\cos \frac{\theta}{2}$

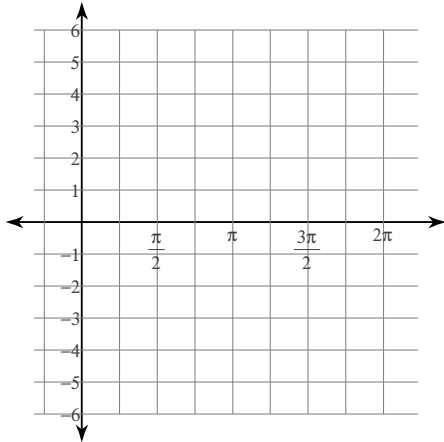


6) $y = \frac{1}{2}\tan \theta$

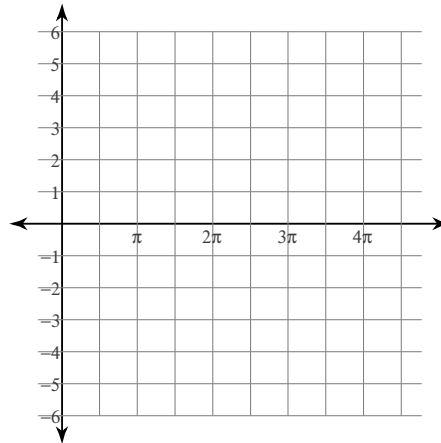


Using radians, find the amplitude and period of each function. Then graph.

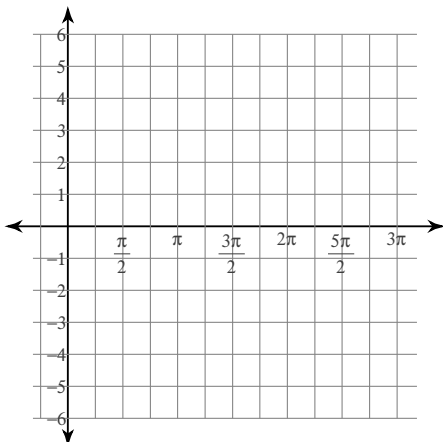
7) $y = \sin 3\theta$



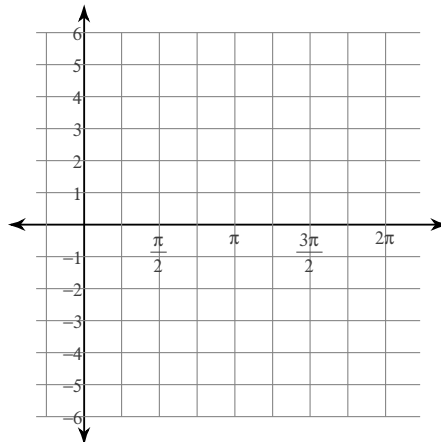
8) $y = \frac{1}{2} \tan \frac{\theta}{3}$



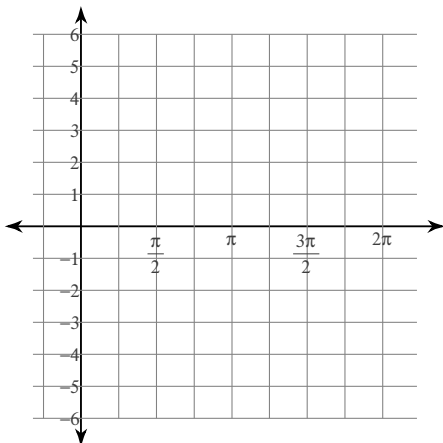
9) $y = \frac{1}{2} \sec \theta$



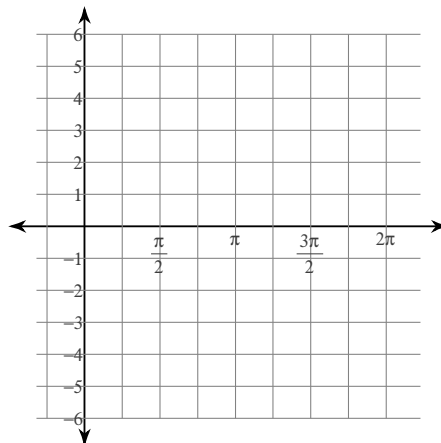
10) $y = 2 \cos 4\theta$



11) $y = 2 \csc 2\theta$



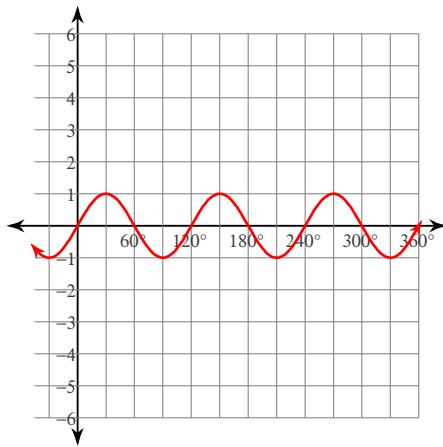
12) $y = 2 \cot 2\theta$



Graphing Trig Functions

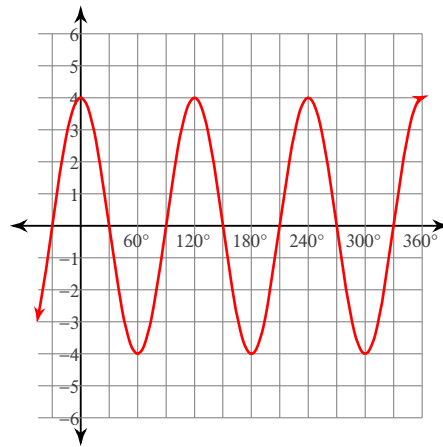
Using degrees, find the amplitude and period of each function. Then graph.

1) $y = \sin 3\theta$



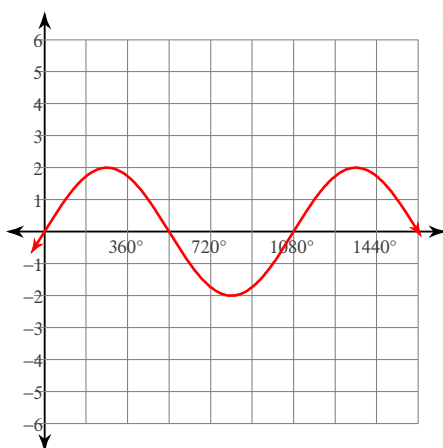
Amplitude: 1
Period: 120°

2) $y = 4\cos 3\theta$



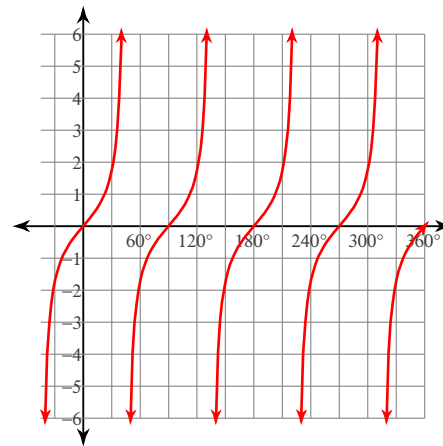
Amplitude: 4
Period: 120°

3) $y = 2\sin \frac{\theta}{3}$



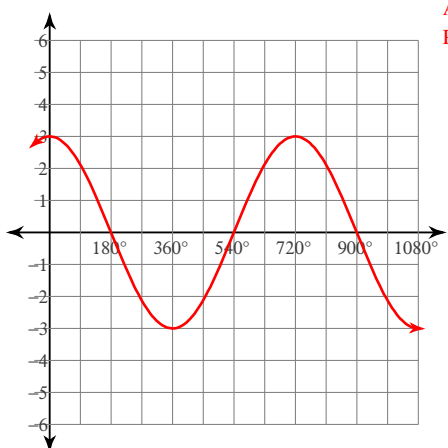
Amplitude: 2
Period: 1080°

4) $y = \tan 2\theta$



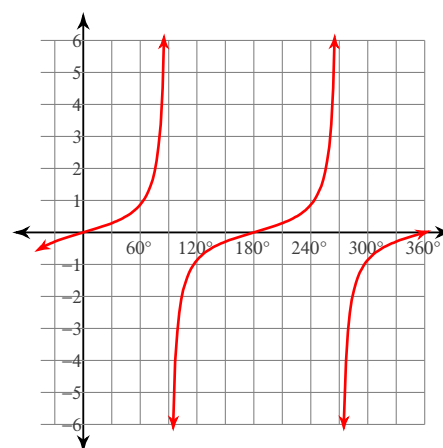
Amplitude: None
Period: 90°

5) $y = 3\cos \frac{\theta}{2}$



Amplitude: 3
Period: 720°

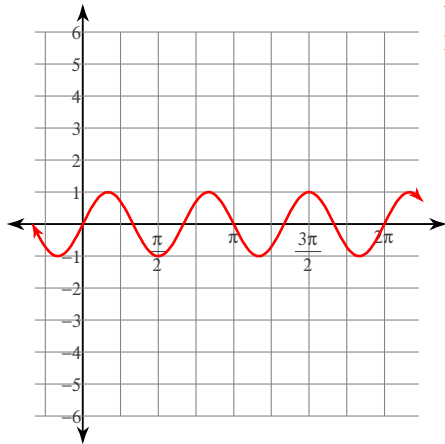
6) $y = \frac{1}{2}\tan \theta$



Amplitude: None
Period: 180°

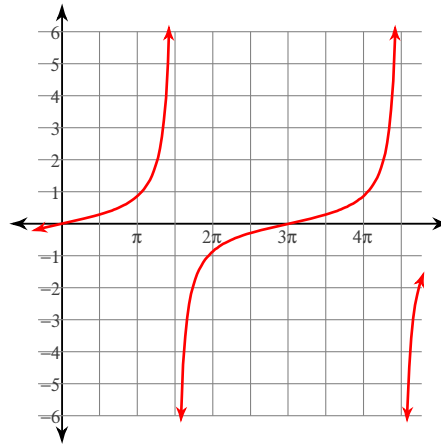
Using radians, find the amplitude and period of each function. Then graph.

7) $y = \sin 3\theta$



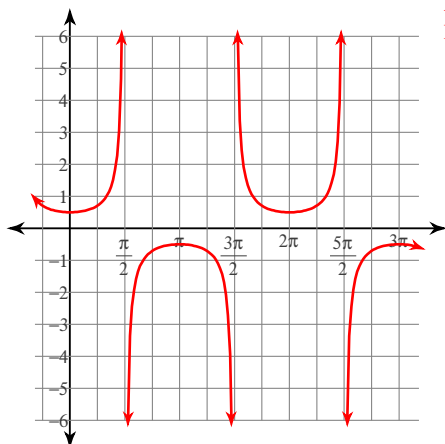
Amplitude: 1
Period: $\frac{2\pi}{3}$

8) $y = \frac{1}{2} \tan \frac{\theta}{3}$



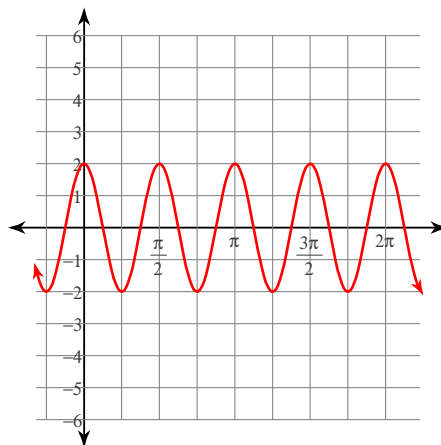
Amplitude: None
Period: 3π

9) $y = \frac{1}{2} \sec \theta$



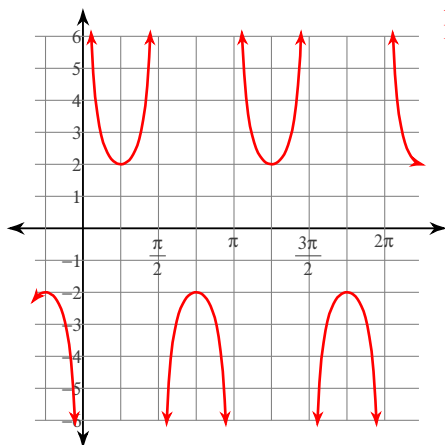
Amplitude: None
Period: 2π

10) $y = 2\cos 4\theta$



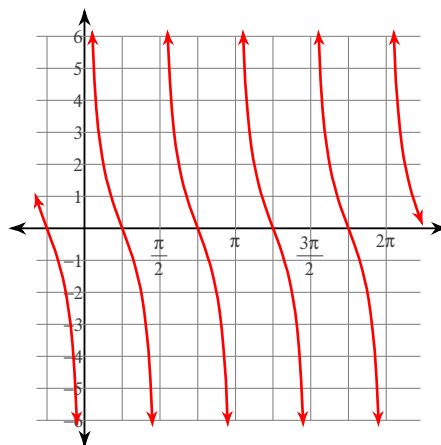
Amplitude: 2
Period: $\frac{\pi}{2}$

11) $y = 2\csc 2\theta$



Amplitude: None
Period: π

12) $y = 2\cot 2\theta$



Amplitude: None
Period: $\frac{\pi}{2}$